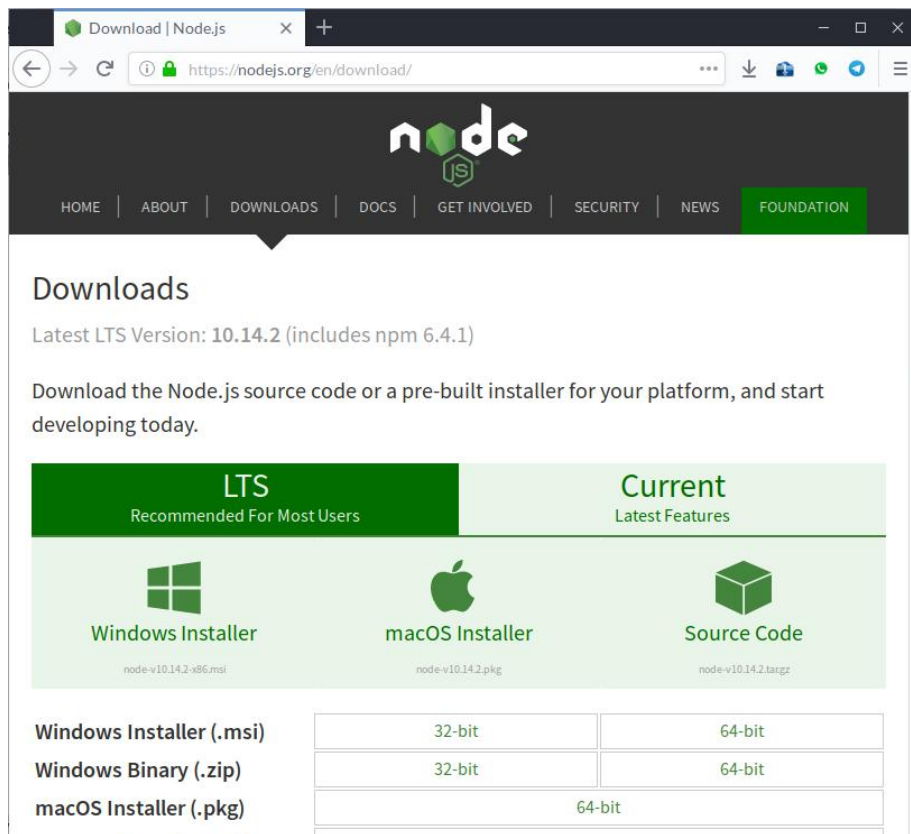


CARA MENJALANKAN PROGRAM

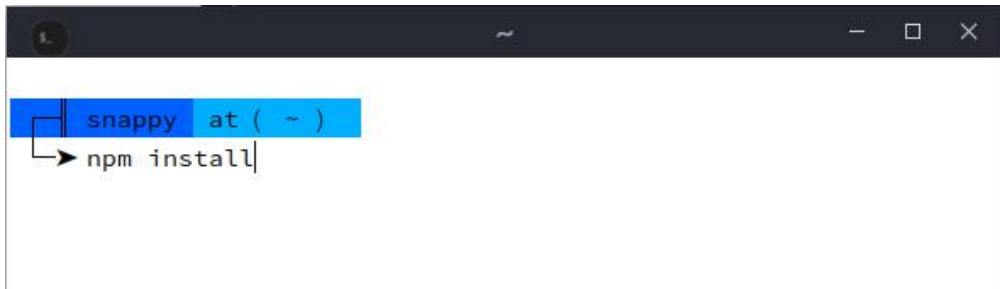
1. Install nodejs pada sistem operasi ,dengan mendownload sesuai sistem operasi (<https://nodejs.org/en/download/>)



2. Install nodemon dengan perintah pada command prompt/terminal `npm install -g nodemon`

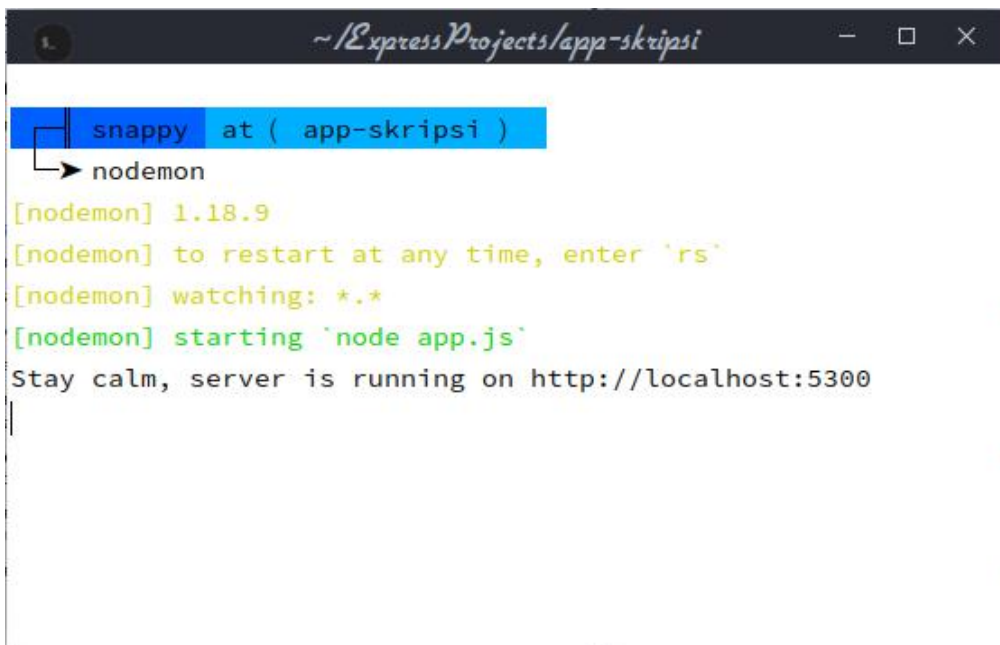


3. Masuk ke dalam folder project dan install dependensi project dengan perintah pada command prompt/terminal **npm install**




```
snappy at ( ~ )  
└─> npm install
```

4. Menjalankan server dengan perintah nodemon



```
~ /ExpressProjects/app-skripsi  
snappy at ( app-skripsi )  
└─> nodemon  
[nodemon] 1.18.9  
[nodemon] to restart at any time, enter `rs`  
[nodemon] watching: *.*  
[nodemon] starting `node app.js`  
Stay calm, server is running on http://localhost:5300
```

5. Buka web browser dengan mengakses url <http://localhost:5300>



MASYOUDI

- Account
- Payments
- My Trip
- LOGOUT

My Account

User ID MASYOUDI	
First Name Masyoudi	Last Name Adi Yanta
Address Tungkal Ilir, Banyuasin, Sumatera Selatan	Occupation Indonesia
Gender Male	Country Indonesia
State Sumatera Selatan	City Palembang
Email masyoudi@gmail.com	Mobile Number +6285269260529