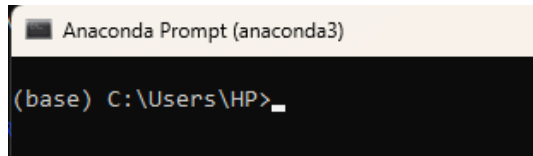


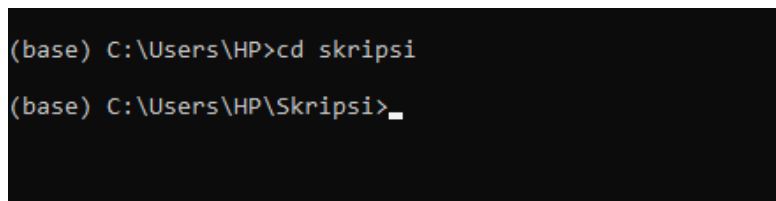
## LAMPIRAN CARA MENJALANKAN PROGRAM

1. Buka anaconda Prompt



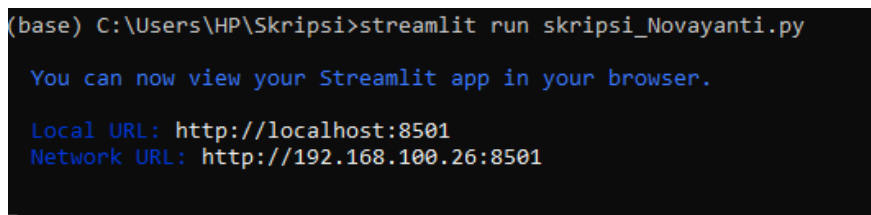
```
Anaconda Prompt (anaconda3)
(base) C:\Users\HP>_
```

2. Masuk ke repository tempat penyimpanan file aplikasi web



```
(base) C:\Users\HP>cd skripsi
(base) C:\Users\HP\Skripsi>_
```

3. Jalan aplikasi web dengan menggunakan library streamlit



```
(base) C:\Users\HP\Skripsi>streamlit run skripsi_Novayanti.py
You can now view your Streamlit app in your browser.
Local URL: http://localhost:8501
Network URL: http://192.168.100.26:8501
```

4. Setelah di run/ dijalankan maka akan secara otomatis browser terbuka dan aplikasi sudah berjalan